



**Financial Intelligence Centre
Republic of Namibia**

PO Box 2882
Windhoek
Namibia

Phone: + 264 61 283 5100
Fax: + 264 61 283 5259
helpdesk@fic.na

USER'S GUIDE

ON MANUAL SUBMISSION OF

LARGE CASH TRANSACTION REPORTS (CTRs)

October 2015

1. INTRODUCTION

The purpose of this Guidance Note is to assist and guide Accountable Institutions (AIs) and Reporting Institutions (RIs) in complying with the additional obligations to report Cash Threshold Reports (CTR's) in term of section 32 and Regulation 23 of the FIA. Your attention is also drawn to **Circular 3 of 2015 on CTR and EFT Reporting Obligations**.

2. CASH THRESHOLD REPORTS (CTRS)

All transactions concluded **by or on behalf of a client** in cash (received and paid) above the threshold of Ninety Nine Thousand Nine Hundred and Ninety Nine Namibian Dollars and Ninety Nine Cents (N\$99,999.99), must be reported to the FIC within five (5) working days as from date the transaction was concluded, by all AIs and RIs;

The type of transactions reportable is limited to:

- i. Cash received or cash paid by the AIs/RIs at its premises above N\$99,999.99; and
- ii. Cash deposit directly into the AIs/RIs Bank Account.

Therefore:

- i. The AIs/RIs should review its internal records for cash received and/or paid (above N\$99,999) at the business premises as from 28 January 2015; and
- ii. Review the Bank Statement for cash deposits and/or cash payments above N\$99,999 as from 28 January 2015.

3. STEPS FOR MANUAL SUBMISSION OF CTRs TO THE FIC VIA WEB PORTAL.

STEP 1: Log onto www.fic.na

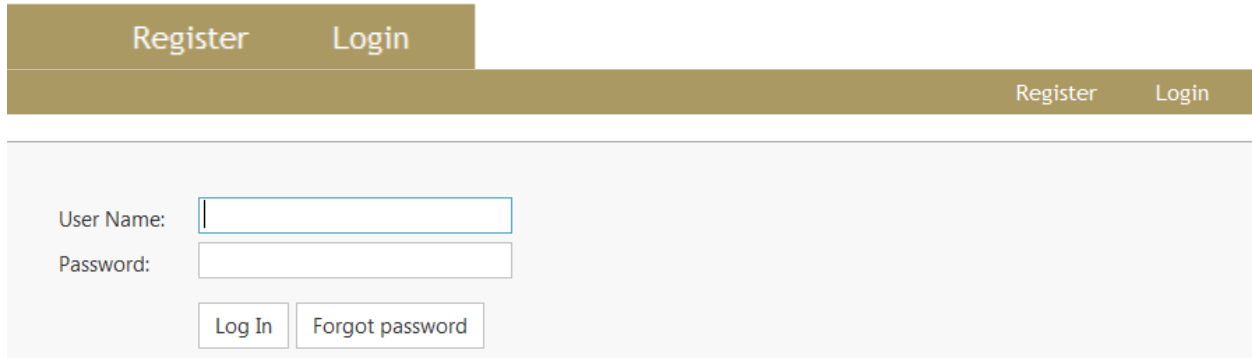
STEP 2: Click FIC Reporting Portal - PRODUCTION

AML/CFT Reporting



FIC Reporting Portal - PRODUCTION

STEP 3: Click LOGIN and Enter Username and Password



Register Login


Register Login

User Name:

Password:

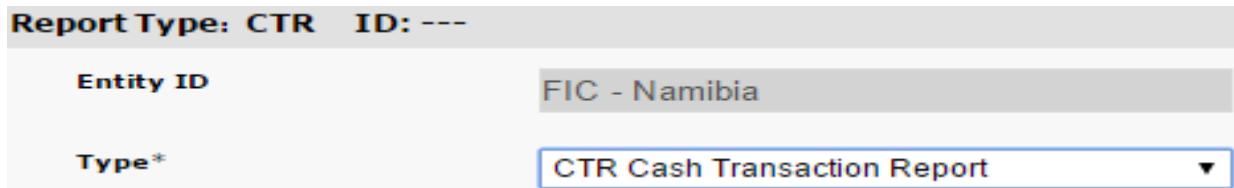
Log In Forgot password

STEP 4: Select New Reports and then click Web Reports



(Please note that all fields indicated with a * are mandatory)

STEP 5: Remember to select Report Type as “CTR - Cash Transaction Report”



Report Type: CTR ID: ---

Entity ID FIC - Namibia

Type* CTR Cash Transaction Report

STEP 6: Click the + sign next to “Transactions” and fill in the relevant information




Location +

Indicators +

Transactions * +

STEP 7: Number: Click the transaction number generator to generate the number
Transmode Code: Click the drop-down and choose the relevant category

Transaction	
Number*	<input type="text"/>
Transmode Code*	<input type="text"/>



STEP 8: Fill in all relevant details

Transaction			
Number*	<input type="text" value="TRNWEB-2281/25-AUG-15"/>	Internal Reference Number	<input type="text" value="Ref No: 12345"/>
Transmode Code*	<input type="text" value="In-branch Deposit"/>	Transmode Comment	<input type="text" value="Cash deposit"/>
Local Amount*	<input type="text" value="200000"/>	Date*	<input type="text" value="25/08/2015"/>
Late Deposit?	<input type="radio"/> Yes <input type="radio"/> No	authorized	<input type="text" value="Approval details if any"/>
Teller	<input type="text" value="N/A"/>		
Location	<input type="text" value="Windhoek"/>		
Description	<input type="text" value="Cash Deposit at Premises OR Cash deposited directly into bank account"/>		

STEP 9: Select “From Type”: “My Client” or “Not My Client” and fill in the information

From Type	<input type="radio"/> My Client	<input type="radio"/> Not My Client
To Type	<input type="radio"/> My Client	<input type="radio"/> Not My Client

From Party			
Funds Code*	<input type="text" value="Cash"/>	Funds Comment	<input type="text" value="Cash Deposit or Cash Received"/>
Country*	<input type="text" value="NAMIBIA"/>		
Foreign Currency	<input type="text"/>		
Conductor	<input type="text"/>		

STEP 10: Select “Party Type on whether funds are from a “Person”, “Account” or “Entity” and then click the **+sign** below.

Party Type:* Person Account Entity

Person My Client * **+**

STEP 11: Fill in the relevant information and

Save

Person Use an existing Person

Title	Mr	Gender	Male
First Name*	John	Last Name*	Doe
Middle Name	Lazarus	Prefix	
Birth Date*	01/01/2015	Birth Place	Windhoek
Mothers Name	N/A	Alias	
ID Number	2015000220002	Add. Id Number	
Nationality 1*	NAMIBIA	Nationality 2	
Nationality 3	NAMIBIA	Residence	NAMIBIA
Occupation*	Accountant	Employer Name	Bank of Namibia
Tax Number	53222886324658 or N/A	Tax Reg. Number	53222886324658 or N/A
Source of Wealth	Salary or nature of business		

STEP 12: Click the address + sign and fill in the information.

Addresses * **+**

Address Use an existing Address

Type*	Business	Address*	ERF 12345, Lion Street, Whk
Town	Windhoek	City*	Windhoek
Zip	N/A	Country*	NAMIBIA
State	Namibia	Comments	N/A

Save Cancel

STEP 13: Select “To Type “**My Client**” or “**Not My Client** and then click the **+sign** below.

To Type My Client Not My Client

To * +

To Party

Funds Code* Cash **Funds Comment**

Country* NAMIBIA

STEP 14: Select “Party Type “and then click the **+sign** below.

Party Type:* Person Account Entity

Entity * +

Entity [Use an existing Entity](#)

Name* FIC (Pty) Ltd **Commercial Name** FIC (Pty) Ltd

Incorporation Legal Form Pty (Ltd) **Business** Nature of Business

Incorporation Number Reg 2000/2015 **Incorporation Date** 01/10/2015

Incorporation State Windhoek **Incorporation Country Code** NAMIBIA

Email helpdesk@fic.na **Url** N/A

Tax Number 500030002000 **Reg. Number** Reg 2000/2015

Comments
Cash Receipt for

STEP 15: SAVE and SUBMIT REPORT

[Submit Report](#) [Save Report](#) [Preview](#)

FINALLY: ENSURE RECEIPT OF THE BELOW EMAIL.

From: FIC Namibia [mailto:fic_reporting@bon.com.na]
Sent: Thursday, October 15, 2015 3:13 PM
Subject: FIU: submitted file(s) processed

The following file was successfully submitted to goAML: _Web_Report_ReportID_12545-0-0.xml

4. HOW TO CONTACT THE FIC

**Financial Intelligence Centre
P.O. Box 2882
No.71 Robert Mugabe Avenue
Windhoek**

Tel: +264 61 283 5100 Fax: +264 61 283 5259

Email: helpdesk@fic.na